

Make a 3D Miro Painting




Inspired by Joan Miro (1893-1983)



Supplies plus Pacon Trait-tex Yarn and Pacon Bleeding Tissue Paper.




2. Draw simple figure, trace.



3. Cut 2" squares from tissue paper.



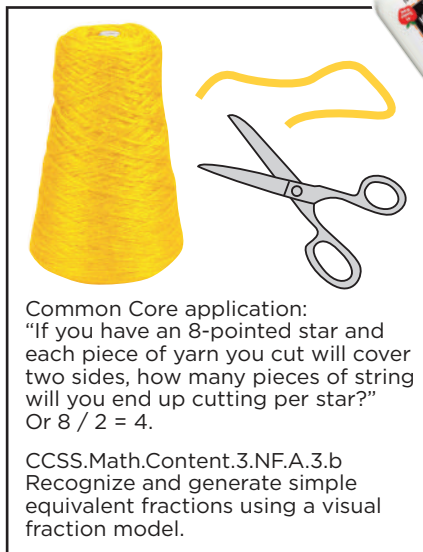
4. Brush water and apply tissue.



5. Let dry.



6. Remove tissue paper.



Common Core application:
 "If you have an 8-pointed star and each piece of yarn you cut will cover two sides, how many pieces of string will you end up cutting per star?"
 Or $8 / 2 = 4$.

CCSS.Math.Content.3.NF.A.3.b
 Recognize and generate simple equivalent fractions using a visual fraction model.

7. Cut yarn.



8. Glue yarn to paper as desired.